

## L11Y0101 AC Variable Drive Inverter for Battery Control 600VDC 650A

Pempek's AC Variable Frequency Drive for high-performance control of 600V induction motor in demanding industrial applications.

Each single drive module contains a DC link and an inverter.

- Four quadrant operation with full regeneration
- Integrated pre-charging unit
- Integrated safety relay
- Isolated CAN interface with CANOpen protocol
- Two CAN connectors to enable daisy-chaining of bus.
- Method for externally setting the CAN Sub ID for the module
- Motor temperature monitoring
- Sophisticated direct torque control
- Sensorless vector speed control
- Maximum torque at zero speed
- Two-times of overload capability
- Water cooling
- 24V control power



### Typical Application

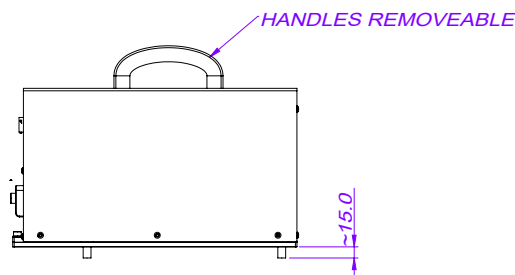
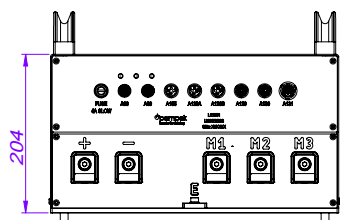

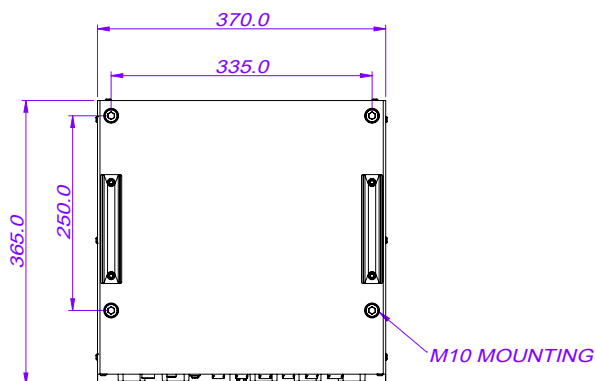
- Continuous Bolter/Miners
- Longwall Shear
- Shuttle Car
- Continuous Haulage
- Mobile Bolters
- Mobile Roof Supports
- Remote Control Scoops
- Remote Control Loaders
- Any industrial AC Motor application within power specification

### Specification Chart

| Pempek VFD | VFD rated voltage | Max current | Suitable motor Max power @1140V | Suitable motor Max power @960V | Suitable motor Max power @860V | Suitable motor Max power @660V | Suitable motor Max power @460V | Suitable motor Max power @380V | Dimension   |
|------------|-------------------|-------------|---------------------------------|--------------------------------|--------------------------------|--------------------------------|--------------------------------|--------------------------------|-------------|
| L11Y       | 600V              | 650A        | N/A                             | N/A                            | N/A                            | N/A                            | 159KW                          | 130KW                          | 370x365x204 |
| L0W4       | 1140V             | 200A        | 150KW                           | 133KW                          | 119KW                          | 91KW                           | 64KW                           | 52KW                           | 462x372x200 |
| L0TJ       | 1140V             | 300A        | 230KW                           | 200KW                          | 178KW                          | 178KW                          | 137KW                          | 79KW                           | 610x370x213 |
| L0UP       | 480V              | 500A        | N/A                             | N/A                            | N/A                            | 228KW                          | 159KW                          | 130KW                          | 700x325x168 |
| L11W       | 660V              | 500A        | N/A                             | N/A                            | N/A                            | 228KW                          | 159KW                          | 130KW                          | 430x350x201 |
| L124       | 1140V             | 400A        | 150KW                           | 133KW                          | 119KW                          | 91KW                           | 64KW                           | 52KW                           | 733x350x200 |

## L11Y0101 AC Variable Drive Inverter for Battery Control 600VDC 650A

### Dimensional Drawings (mm)



### Typical Application Example

